


Distinctive Elegance *By Design*

S1 - Bennington

This fence is designed to blend into the natural cadence of virtually any landscape. Embracing a traditional fence style, it comes with an accent of spear points across the top.




S4 - Saybrook

This classic design with smooth rail top reflects the mood of a late spring evening.




S2 - Berkshire

Like the Bennington, the Berkshire recreates elegant tradition but comes with staggered spear point picket tops.



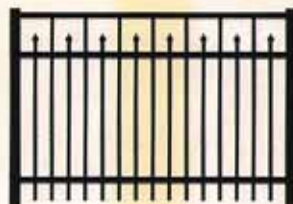
S5 - Newport

Inspired by the life of the ocean this scallop design with traditional spear points is a statement of grace.



S3 - Essex

With its classic smooth rail top and traditional spear points below, the Essex is designed to meet the most demanding aesthetic needs.



S6 - Citadel

The Citadel's crown design with traditional spear points suggests the power of authority with a subtle ease.

